

Sunday, July 30, 2017

Sunday Evening Forecast Newsletter

DAILY NEWSLETTER
OF ESSENTIAL
MARKET WEATHER
INFORMATION

qt weather

About QT Weather...

QT Weather brings you a comprehensive stream of market-relevant domestic and international weather information every day from expert meteorologist Allen Motew. Using radar analysis, USDA data, global satellite and remote sensing coverage, QT offers an extensive package of essential weather information.

QT INFORMATION SYSTEMS

A leader in commodity market data, tools and services, QT Info delivers cutting edge software and communication systems that set the standard for futures and options professionals.

Check out www.qtinfor.com for more information on QT's quote and charting platforms, commodity squawkbox, AMI messaging service, and LaSalle Street News.



weather at a glance

Rains keep IA, WI, MI wet —

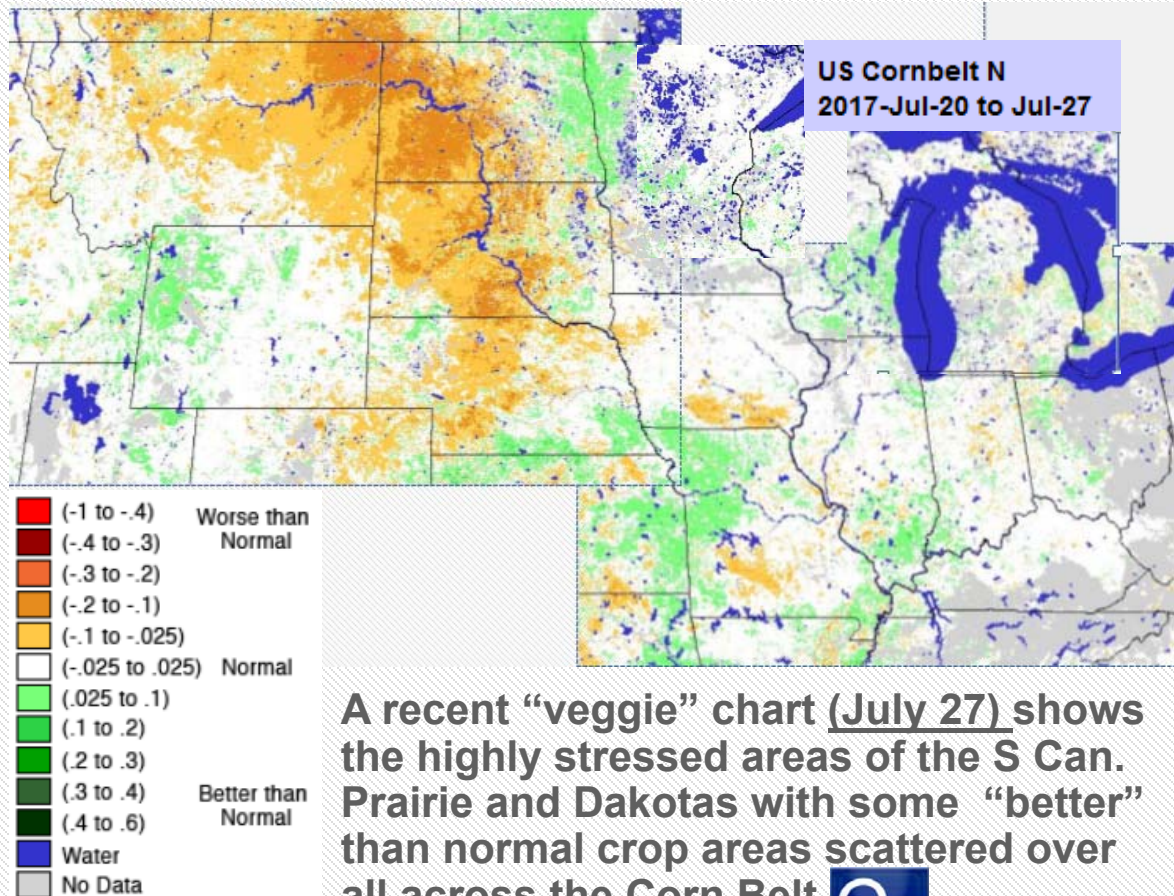
More rain for these regions —

Cold shots N/Warmth South —

Trough West/Ridge East —

Wet For Some, Cool Widespread

Crops are now showing some better than normal greenness in the E Dakotas, NE, KS, as well as portions of WI, N and S IL, IN, MI, IN, MO and OH (greens).



QT weather

QT Information Systems Inc.

Today's weather maps



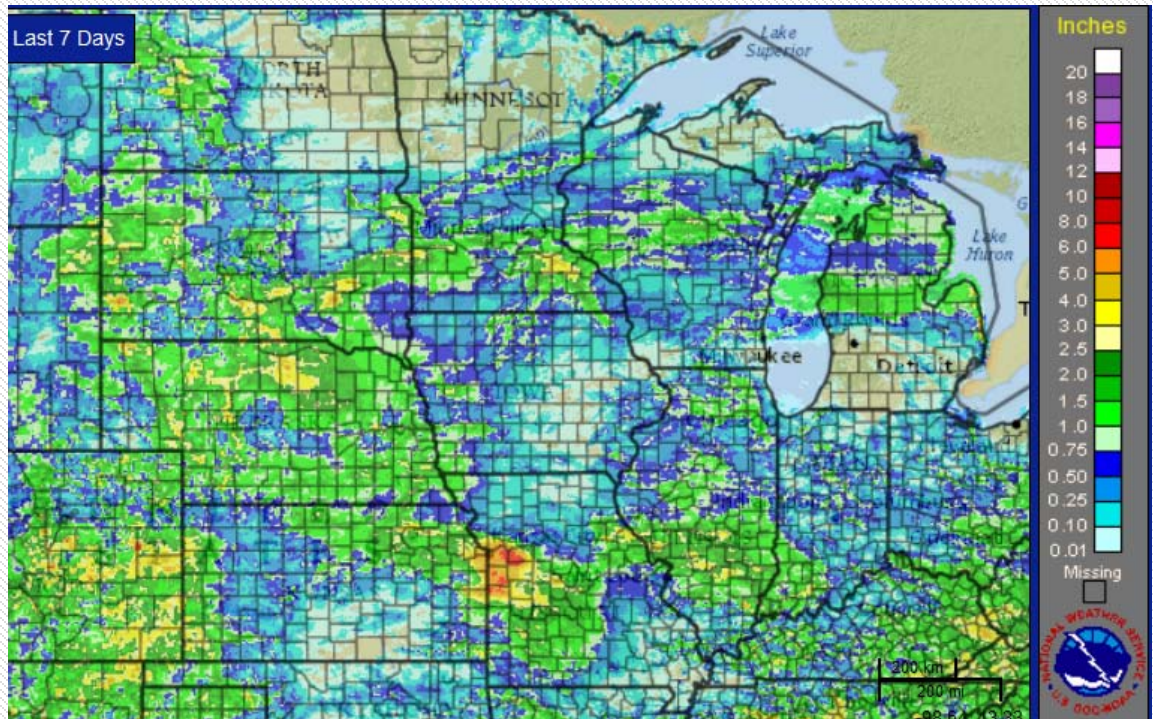
About Allen Motew...

Allen Motew has been an expert weather analyst for more than 35 years. With a Seal of Approval for Broadcasters from the American Meteorological Society, Allen specializes in global weather prediction, synoptic scale and mesonet analysis, and severe weather events. He is trained in forecasting hurricanes, tropical cyclones and international weather events for government and private industry interests from around the globe. A Chicago native, Allen broadcasts his local, domestic and international commodity weather forecasts from the Chicago Board of Trade.




QT Information Systems

Chicago Board of Trade
141 W. Jackson Blvd., Suite 1255
800.240.8761 ph
312-896-2050 fax
www.qtwether.com
www.qtinfor.com



Corn Belt rains during the past 7 days (as of Sunday morning) fell in numerous areas but missed much of E ND, C and S IA as well as S MI.



Rainfall for the next 10 days

Today's GFS modeling has additional Corn Belt storms during the next 7-10 days with some of the least falling in SE NE and C IA (?).

QT Weather Map Alerts



With QT Weather Map Alerts, receive a phone call or text message update on the latest weather models as they are being released. Be the first to hear of major changes to the forecast so you can maintain that competitive edge! Learn more at www.qtweather.com.

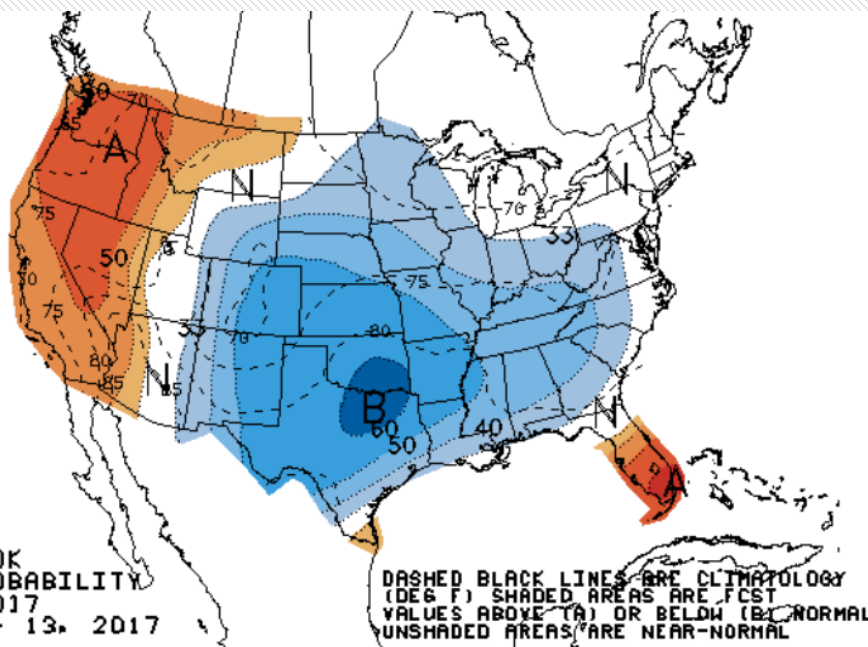


QT Information Systems

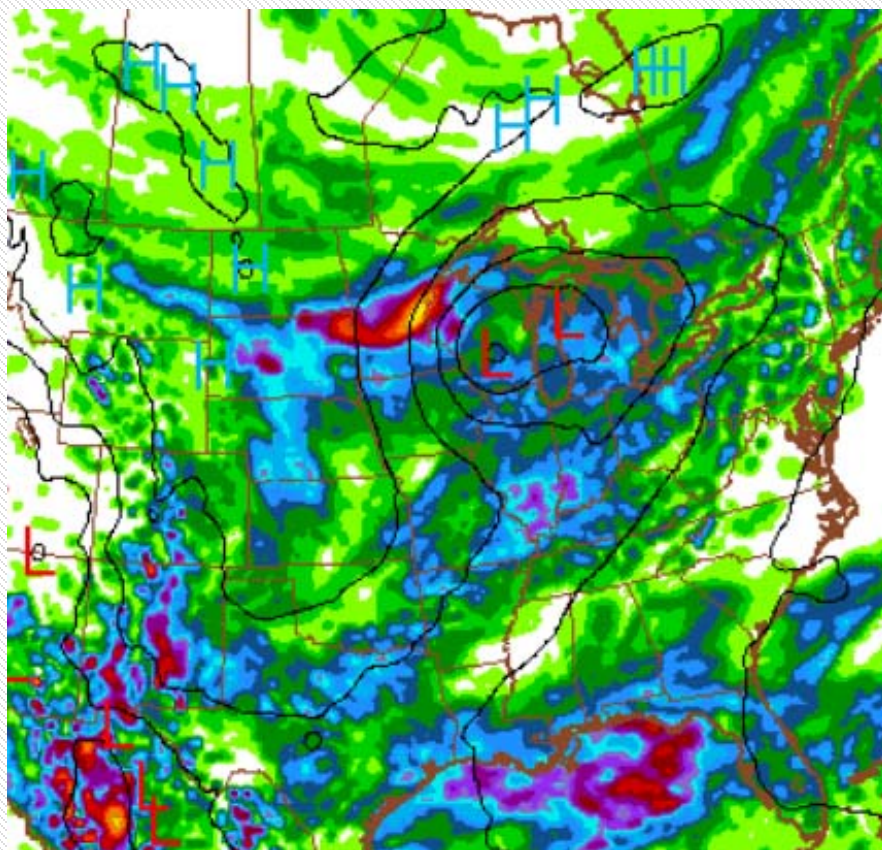
Chicago Board of Trade
141 W. Jackson Blvd., Suite 1255
800.240.8761 ph
312-896-2050 fax
www.qtweather.com
www.qinfo.com



8-14 DAY OUTLOOK
TEMPERATURE PROBABILITY
MADE 30 JUL 2017
VALID AUG 07 - 13, 2017



Corn Belt (and Plains) temperatures will continue to “co-operate” with no sustained stressing heat into mid-August.



The week ahead will see a “summer” storm and associated fronts (anything but the doldrums) cross the Plains and Corn Belt. S IA is likely to “miss out”.

-Allen Motew